


Chartwell 24: Right Whale Compliant Version – 19.8 meter / 65 feet



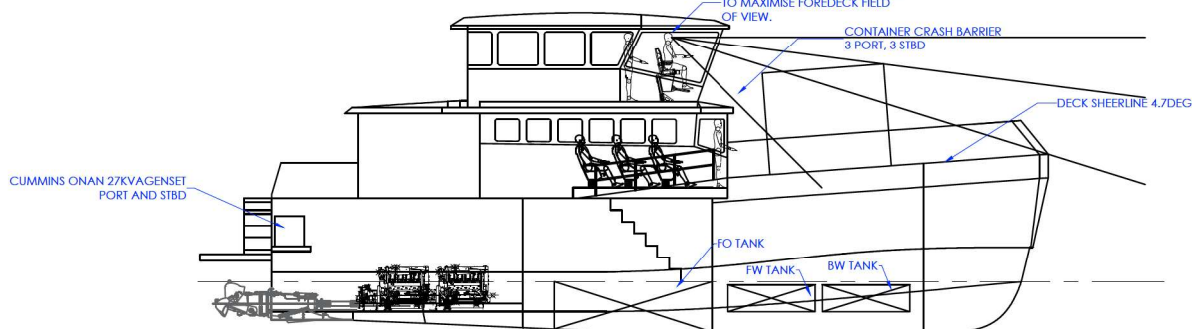
Chartwell 24: Right Whale Compliant Version (19.8m/65ft)

- LOA: 22.4M (73.5FT)
- Lhull: 19.8M (64.9Ft)
- BOA: 8.87m (29.1 ft)
- Operational Draft: 1.2m (3.9 ft)
- Speed: Up to 29 Knots
- Ind. Persons: 12 or 24
- Crew: 3-6
- Hull Material: Aluminium
- Classification: Subject to international requirement.
- Fore Deck Cargo Area: 60m² (645ft²)
- Deck Load: 1.75T m²
- Fuel Capacity: Up to 16,000L (4226.8 USG)
- FW Capacity: 1500L (396 USG)
- GW Capacity: 500L (132 USG)
- BW Capacity: 500L (132 USG)
- Bilge/Dirty Water: Up to 300L (79 USG)
- Power: 2 or 4 x Main Engine + Parallel Hybrid (subject to client requirement)
- Propulsion: 2 x FPP, 2 or 4 x Waterjet, 2 or 4 x Pod
- Dedicated boarding gangway, deck crane & cargo tie down points.
- 2 x 10ft Containers



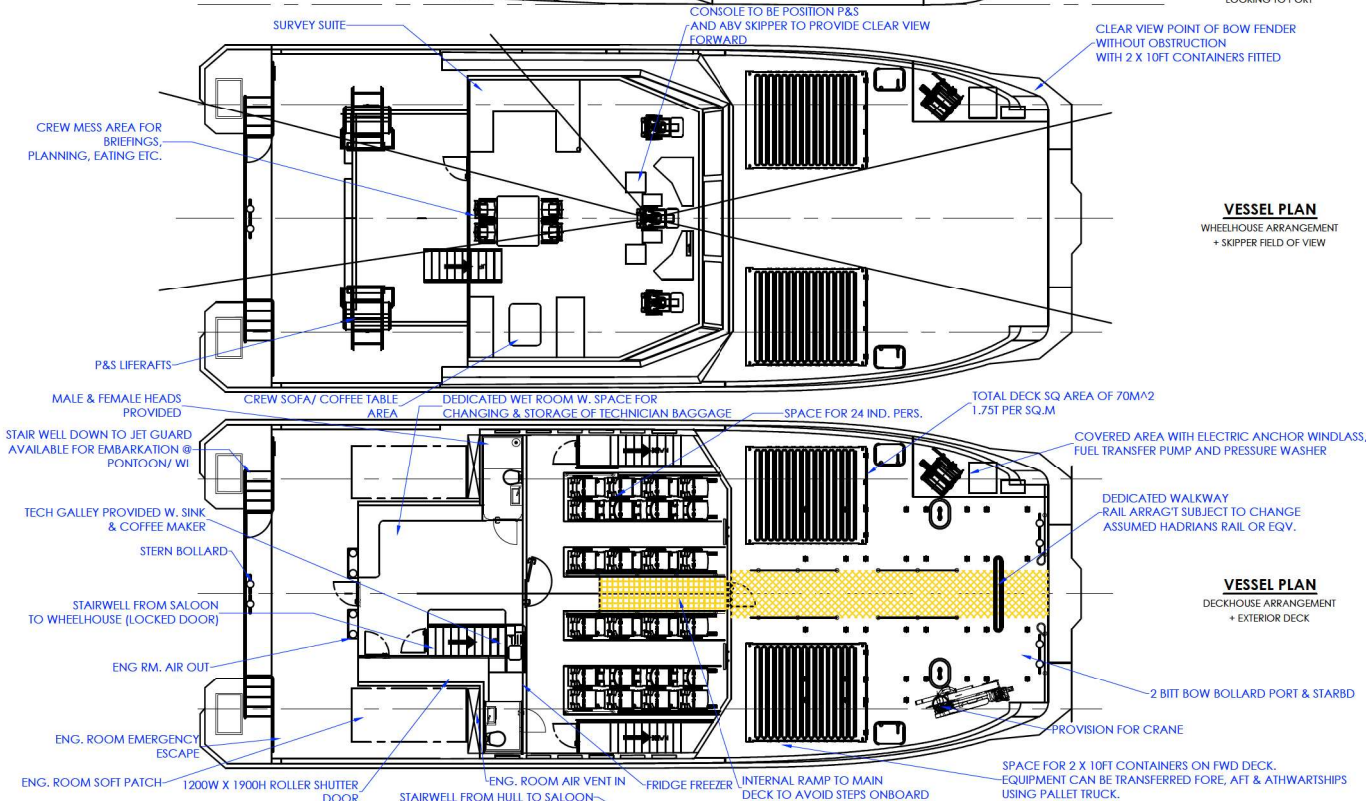
VESSEL PROFILE

SIDE RENDER
LOOKING TO PORT



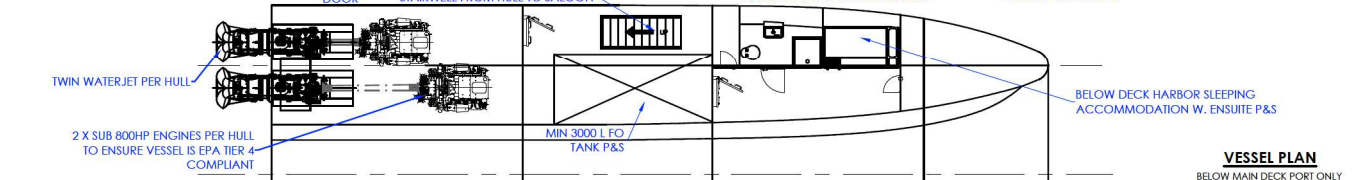
VESSEL PROFILE

PRINCIPLE INTERIOR
ARRANGEMENT
LOOKING TO PORT



VESSEL PLAN

WHEELHOUSE ARRANGEMENT
+ SKIPPER FIELD OF VIEW



VESSEL PLAN

BELOW MAIN DECK PORT ONLY

CLIENT:

DRAWING NO:

CH-EQ-XX-02-00-001

DRAWING TITLE:

CHARTWELL 24 65FEET
CREW TRANSFER VESSEL
GENERAL ARRANGEMENT

PROJECT NO:

CH-EQ-XX

SHEET NO OF:

1 OF 1

SCALE AT A1:

N/A

CONTACT DETAILS:

CASTLE COURT
1 CASTLE STREET
PORTCHESTER
FAREHAM
HAMPSHIRE
PO16 9QD
email: enquiries@chartwellmarine.com
web: www.chartwellmarine.com

CHARTWELL
MARINE

DISCLAIMER:

THIS DRAWING IS THE COPYRIGHT OF CHARTWELL MARINE LIMITED. IT IS CONFIDENTIAL AND MUST NOT BE USED FOR MANUFACTURE OR COPIED OR COMMUNICATED TO ANY OTHER PERSON WITHOUT THE EXPRESS PERMISSION OF CHARTWELL MARINE LIMITED.

Notes:				
<u>PRINCIPAL DIMENSIONS</u>				
LENGTH OA	22.4m (73.5ft)	PROPULSION 4 X WATERJET		
LENGTH HULL	19.8m (64.96ft)			
BEAM OA	8.87m (29.1ft)	ENGINE 4 X SUB 800HP		
FRAME SPACING	0.8m TYP.	ENGINES		
MAX SPEED	29 KTS			
A	FIRST ISSUE	FC	AP	25/02/19
REV	DESCRIPTION	BY	CHK	DATE