



### GENERAL CHARACTERISTICS

Hull material	Aluminum
Superstructure	G.R.P.
Basic functions	Crew / Patrol duties

### DIMENSIONS

Length O.A.	16.15 m	53'0"
Beam O.A.	5.40 m	17'7"
Depth at sides	1.85 m	6'0"
Draught max	0.85 m	2'0"

### TANK CAPACITIES

Fuel oil	2000 L	528 USG
Fresh water	250 L	66 USG
Waste water	100 L	26 USG

### PERFORMANCE (TRIALS)

Speed	30 knots
-------	----------

### PROPULSION SYSTEM

Main engines	2 x Catepillar C18
Total power	1000 bkW (1340 bhp) at 2100 rpm
Clutch	Twin Disc HPTO 244
Waterjets	2 X KaMeWa FF375S

### ELECTRICAL EQUIPMENT

Network	24V d.c., 230V
Generator set	1 x 12 bkW/15 kVA, 60 Hz

### DECK LAY-OUT

Anchor equipment	1 x 24 kg H.H.P.	
Fendering	Foam fender	
Deck space aft	8.8 m <sup>2</sup>	95 sq. ft.
Deck space fwd	5.6 m <sup>2</sup>	60 sq.ft.

### AUXILIARY EQUIPMENT

Bilge pump	Electric 24
------------	-------------

### LIFE SAVING EQUIPMENT

Life buoys	2
Life jackets	30
Life rafts	2 x 16 persons
Fire extinguisher	1 x 2 kg CO <sub>2</sub> , 2 x 6 kg dry powder

### ACCOMMODATION

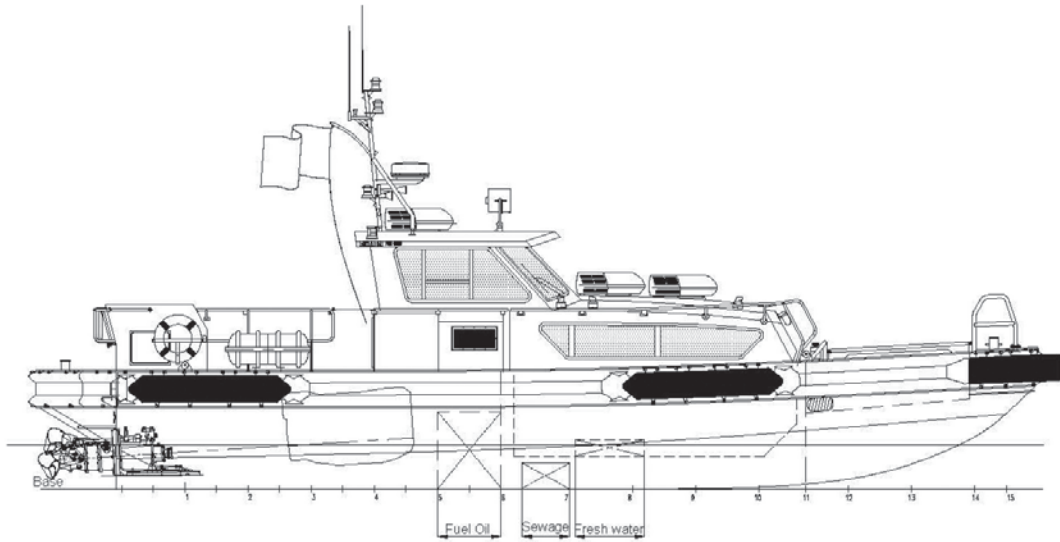
Passengers	29 persons
Wheelhouse	2 motion damping seats/4 coach type seats
Below main deck	23 seats and toilet
Air conditioning	Air-conditioning in the wheelhouse and the passenger accommodation.

### NAUTICAL AND COMMUNICATION EQUIPMENT

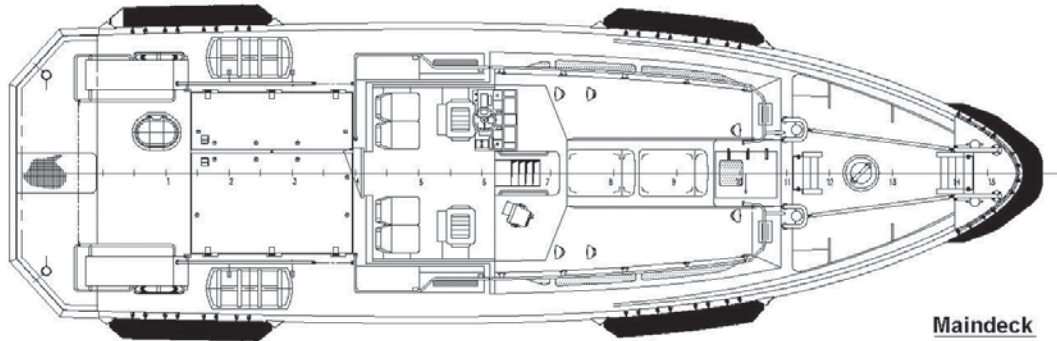
Searchlight	1 x Pesch-Seematz 24V/500Watt
Compass	Ritchie type helmsman
ECHO sounder	Cay Electronics AIR04606
VHF'S	Cay Electronics M504A
Radars	Cay Electronics RAYM3804
GPS	Cay Electronics RS 130 Receiver

# DAMEN FAST CREW SUPPLIER<sup>®</sup> 1605

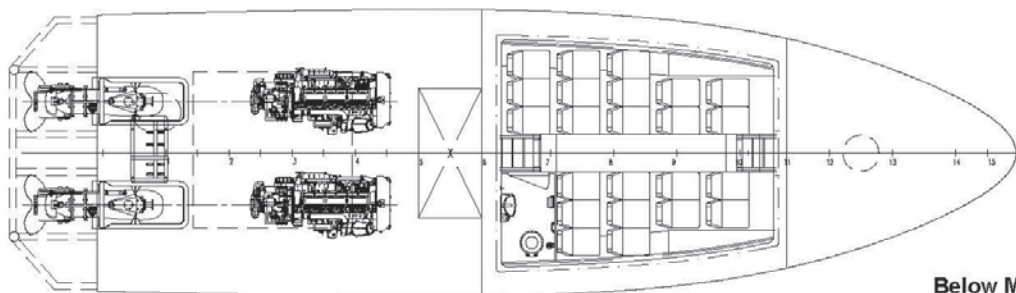
“FCS 1605”



**Profile**



**Maindeck**



**Below Maindeck**

Total passenger capacity : 27

**DAMEN**

Under License with Damen Shipyards

**Blount**  
BOATS

461 WATER STREET, PO BOX 368  
WARREN, RHODE ISLAND, 02885

T 401.245.8300 F 401.245.8303 E info@blountboats.com W blountboats.com